

0'-20'

20'-40'

40'-60'

60'-80'

80'-100'

100'-120'

120'-140'

140'-160'

160'-180'

180'-200'

200'-220'

220'-240'

240'-260'

260'-280'

280'-300'

300'-320'

320'-340'

340'-360'

360'-380'

380'-400'

400'-420'

420'-440'

440'-460'

460'-480'

480'-500'

500'-520'

520'-540'

540'-560'

560'-580'

580'-600'

600'-620'

620'-640'


640'-660'

660'-680'



San Diego Balboa Park (SDBP) Sieve
017S003W01K001-5S
Box 1 of 3 Depth: 0ft - 680ft





680'-700'

700'-720'

720'-740'

740'-760'

760'-780'

780'-800'

800'-820'

820'-840'

840'-860'

860'-880'

880'-900'

900'-920'

920'-940'

940'-960'

960'-978'

978'-998'

998'-1018'

1018'-1038'

1038'-1058'

1058'-1078'

1078'-1098'

1098'-1118'

1118'-1138'

1138'-1158'

1158'-1178'

1178'-1198'

1198'-1218'

1218'-1238'

1238'-1258'

1258'-1278'

1278'-1298'

1298'-1318'

1318'-1338'

1338'-1358'



San Diego Barboa Park (SDBP) Sieve
017S003W01K001-5S
Box 2 of 3 Depth: 680ft - 1358ft



1358'-1378'

1378'-1398'

1398'-1418'

1418'-1438'

1438'-1458'

1458'-1478'

1478'-1498'




v. coarse sand
1.0-2.0mm



coarse sand
1/2-1.0mm




medium sand
1/4-1/2mm



fine sand
1/8-1/4mm



v. fine sand
1/16-1/8mm



silt < 1/16mm

San Diego Balboa Park (SDBP) Sieve
017S003W01K001-5S
Box 3 of 3 Depth: 1358ft - 1498ft

MODEL 3701
PLANO MOLDING CO.
PLANO, IL
MADE IN U.S.A.



v. coarse sand
1.0-2.0mm

granules 2-4mm
pebbles 4-64mm

cobbles 64-256mm
boulders > 256mm

